



Energising today  
Advancing tomorrow



## Introduction

## Our contribution

## Additional information

Chief Financial Officer's introduction

Our business at a glance

Performance highlights

Our approach to tax and transparency

**Energising today, advancing tomorrow:** As the world moves towards a low-carbon economy, we are focused on supporting the energy needs of today whilst investing in our portfolio of transition-enabling commodities.

## Introduction

Chief Financial Officer's introduction	3
Our business at a glance	5
Performance highlights	7
Our approach to tax and transparency	8

## Our contribution

How we contribute	10
Our payments to governments	11
Extractive Industries Transparency Initiative	17

## Additional information

Appendix One - Detailed country disclosures	22
About this report	24
Important notice	25
Contact us	25

This document has not been prepared as financial or investment advice or to provide any guidance in relation to our future performance. Refer to the Important notice concerning this report on page 25.


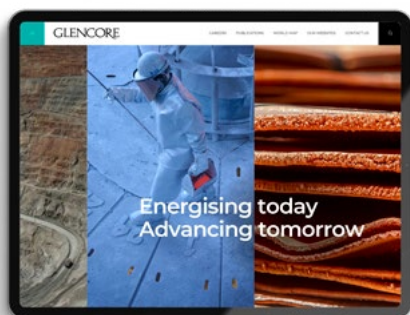
## Welcome to Glencore's 2023 Payments to Governments Report

This report addresses our UK regulatory obligations under DTR 4.3A of the Financial Conduct Authority's Disclosure Guidance and Transparency Rules (UK Transparency Requirements), which were introduced to implement the payments to governments requirements provided for in the EU Transparency and Accounting Directives. It also includes our commodity trading payments made to state-owned enterprises (SOEs) in Extractive Industry Transparency Initiative-implementing countries for the purchase of oil and gas and minerals and metals originating in those countries.

Further information on our approach to transparency, including the disclosure of the beneficial ownership information of our active industrial joint ventures in which we hold more than 5%, a list of entities in which the Group owns more than 20% interest, and our active marketing sales/purchase agents, is available at: [glencore.com/who-we-are/transparency](https://www.glencore.com/who-we-are/transparency).

◇ **Alternative performance measures**  
Adjusted measures referred to as alternative performance measures (APMs) which are not defined or specified under the requirements of International Financial Reporting Standards; refer to our 2023 Annual Report's APMs section beginning on page 282 for definitions, explanation of use and reconciliations and note 2 of the financial statements for reconciliation of Adjusted EBIT/EBITDA.

△ **Selected ESG information**  
Selected Environmental, Social and Governance (ESG) metrics (Selected Information) in this report have been subject to independent limited assurance under ISAE 3000 (Revised) by Deloitte LLP. The Selected Information is identified by the △ symbol. The scope and limitations of Deloitte LLP's assurance are set out in their unqualified report in our 2023 Annual Report, page 295. Please also see the Basis of Reporting 2023 online at [glencore.com/publications](https://www.glencore.com/publications)



Explore further publications in our 2023 reporting suite at: [glencore.com/publications](https://www.glencore.com/publications)

Explore our Group Reporting Glossary for the 2023 reporting suite online at: [glencore.com/publications](https://www.glencore.com/publications)



## Chief Financial Officer's introduction

# During 2023, our total payments to governments were \$12.7 billion<sup>△</sup> in tax, royalty, levy and other payments.



**Steve Kalmin**  
Chief Financial Officer

I am pleased to introduce our annual Payments to Governments Report.

Following 2022, a year characterised by extreme global macroeconomic and geopolitical events resulting in extraordinary energy market dislocation, volatility, risk, supply disruptions and record prices for various coal and gas benchmarks, 2023, for the most part, saw international energy trade flows rebalance and normalise, with coal and LNG, and to a lesser extent, oil prices materially declining.

In 2023, our total payments to governments were \$12.7 billion<sup>△</sup> in tax, royalty, levy and other payments (2022: \$12 billion<sup>△</sup>). Corporate income tax contributed most to the year-on-

year increase, largely reflecting the payment timing lag-effect relating to higher commodity prices (mainly energy) in 2022. Around 88.4% of total royalties, duties and taxes were paid in Australia, Canada, Colombia, the DRC, Kazakhstan, Peru and South Africa.

### Resolutions and ongoing investigations

Glencore has been subject to a number of investigations over the last few years. We have taken all of these investigations very seriously and our response to the investigations has been overseen by our Investigations Committee, comprised of Non-Executive Directors, led by our Chairman. We have sought to cooperate extensively with the various authorities investigating Glencore in order to resolve these investigations as expeditiously as possible, while also seeking to learn from these investigations in order to support the continuous improvement of our Ethics and Compliance Programme.

In 2022, we announced a number of resolutions of certain long-standing investigations by authorities in the US, the UK and Brazil into past practices at certain Group businesses. Separately, in December 2022, we reached an agreement with the Democratic Republic of Congo (DRC) relating to past conduct.

Under the terms of our resolutions with the US Department of Justice (DOJ), independent compliance monitors were appointed to assess and monitor the Company's compliance with the resolutions and evaluate the effectiveness of our Ethics and Compliance Programme and internal controls. The DOJ acknowledged the enhancements we have made to our Ethics and Compliance Programme but required the appointment of the monitors because certain of these enhancements were new and not fully implemented or tested.

The monitors were appointed in June 2023 and in early 2024 completed their first review period, during which they undertook various activities including extensive document review and multiple site visits, involving interviews, transaction testing, and other analysis.

### Highlights in 2023\*

#### Governments

**\$12.7bn<sup>△</sup>**

in taxes, royalties and other payments

#### Applicable tax rate

**33.6%<sup>◇</sup>**

#### Employees

**\$6.0bn**

in salaries, wages, social security and other benefits

#### Social contribution

**\$110m**

including discretionary and non-discretionary payments

\* Refer to the 2023 Annual Report for further information



## Chief Financial Officer's introduction *continued*

### Strengthening our socio-economic contribution

In addition to our employment, local procurement and taxes, royalties, and other levies, we seek to make a positive contribution to the social and economic development of our host communities and society more broadly through our social investment programmes.

Our strategic objective is to support initiatives that build resilient communities and regions by reducing dependency on our operations. This is challenging when the immediate, short-term needs in many of our communities are high. Our aim is to focus our efforts on developing programmes that contribute to longer-term social objectives through activities such as enterprise and job creation, education, health and wellbeing and capacity building.

We base our socio-economic development activities on the resources, needs and plans identified at a local or regional level, which relevant data gathering and community engagement informs. During 2023, significant work was undertaken to develop our Social Contribution Framework, which has launched in 2024. The Framework aims

to sharpen our definition and articulation of social contribution and social investment, and what it means to Glencore and the communities and stakeholders with whom we work; set clear expectations for governance, performance and reporting; and support a social contribution approach that promotes long-term partnerships as an enabler of enduring positive social and economic outcomes.

We welcome feedback on our public disclosures, and look forward to engaging with interested stakeholders on the topic of our contributions.

**Steve Kalmin,**  
Chief Financial Officer

27 June 2024

### Our performance in 2023

During 2023, we made payments to governments of \$9.6 billion, calculated in line with the UK Transparency Requirements (2022: \$9.4 billion).

Amounts in US\$'000



In 2023, our total payments to government were around \$12.7 billion<sup>A</sup> in tax, royalty, levy and other payments (2022: \$12 billion<sup>A</sup>).



## Our business at a glance

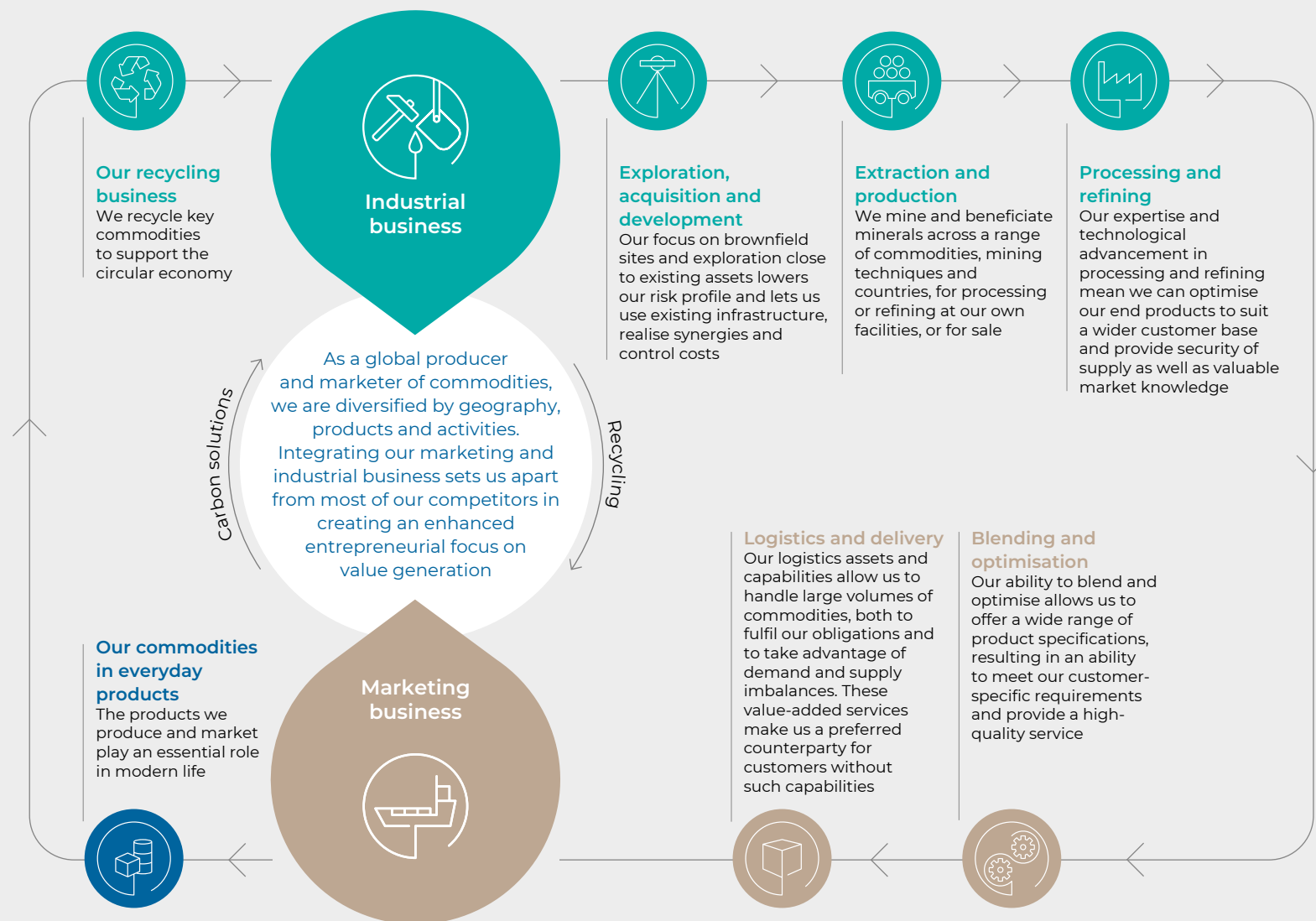
### Our Purpose and business model

Our Purpose is to responsibly source the commodities that advance everyday life. As one of the world's largest diversified natural resource companies, we can play an important role in supporting the global transition to a low-carbon economy.

We are committed to supporting the transition by supplying the transition-enabling commodities needed for the energy systems of tomorrow, while continuing to responsibly serve the energy needs of today.

Our business model is well placed to advance our Purpose. Our industrial business produces commodities needed for both the metals and energy markets – while our marketing business moves these commodities globally to where they are needed. The businesses mutually reinforce each other: our industrial business uses marketing insights and knowledge to strengthen their position, while our marketing business uses industrial volumes to create value.

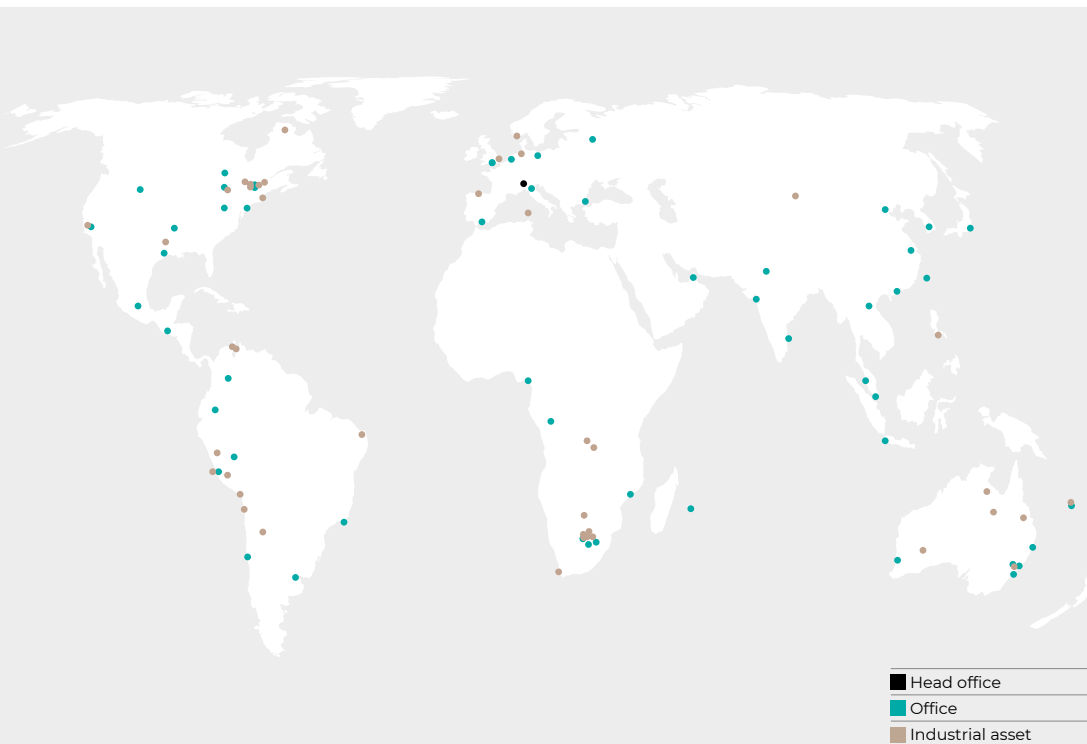
Our core industrial and marketing businesses are supported by our carbon solutions and recycling businesses. Our carbon solutions team supports both clients and Glencore itself in efforts to reduce their carbon footprints. Our recycling business supports the demand growth for metals and the global shift to a circular economy.





## Our business at a glance *continued*

### Our global operations



One of the world's largest natural resource companies

6 continents    >30 countries    >150k employees and contractors    >50 offices



For further information, see [glencore.com/en/who-we-are/purpose-and-values/](https://www.glencore.com/en/who-we-are/purpose-and-values/)

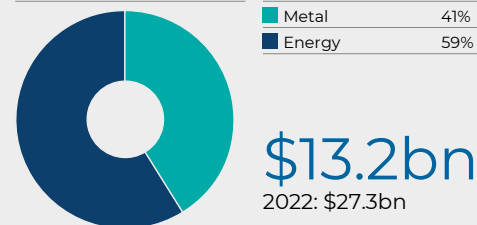
### ... delivered through two business segments



#### Industrial activities

Our industrial business spans the metals and energy markets, producing multiple commodities from over 60 industrial assets

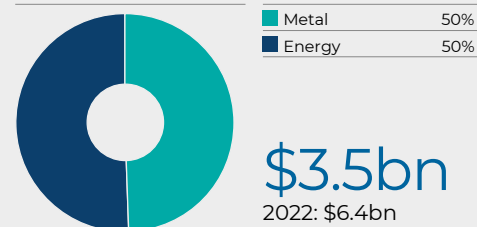
#### Adjusted EBITDA<sup>o</sup> Industrial 2023



#### Marketing activities

We move commodities from where they are plentiful to where they are needed

#### Adjusted EBIT<sup>o</sup> Marketing 2023



### ... supported by our Values



#### Safety

We never compromise on safety. We look out for one another and stop work if it's not safe



#### Responsibility

We take responsibility for our actions. We talk and listen to others to understand what they expect from us. We work to improve our commercial, social and environmental performance



#### Simplicity

We work efficiently and focus on what's important. We avoid unnecessary complexity and look for simple, pragmatic solutions



#### Integrity

We have the courage to do what's right, even when it's hard. We do what we say and treat each other fairly and with respect



#### Openness

We're honest and straightforward when we communicate. We push ourselves to improve by sharing information and encouraging dialogue and feedback



#### Entrepreneurialism

We encourage new ideas and quickly adapt to change. We're always looking for new opportunities to create value and find better and safer ways of working

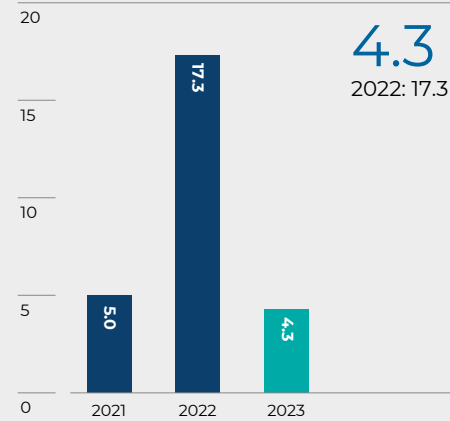


## Performance highlights

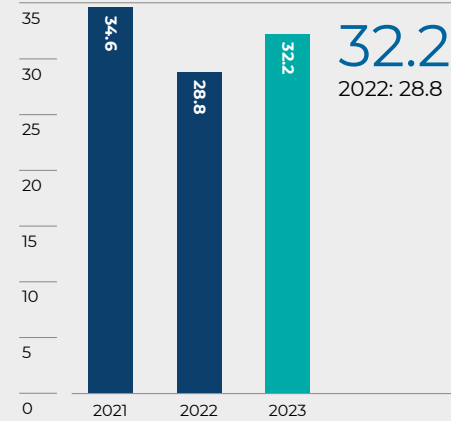
“Aided by healthy Adjusted EBITDA, we reported net income attributable to equity holders of \$4.3 billion in 2023 and continue to enjoy significant financial headroom and strength.”

**Gary Nagle**  
Chief Executive Officer

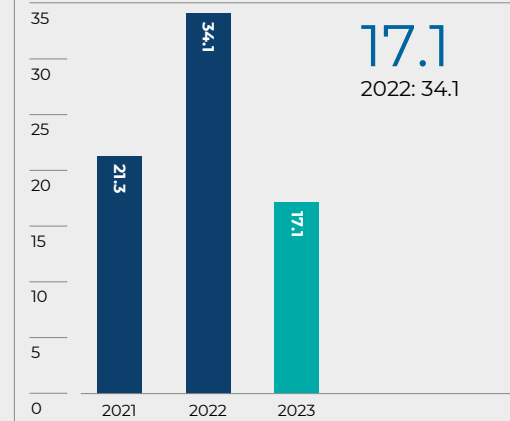
**Net income attributable to equity holders (US\$ billion)**



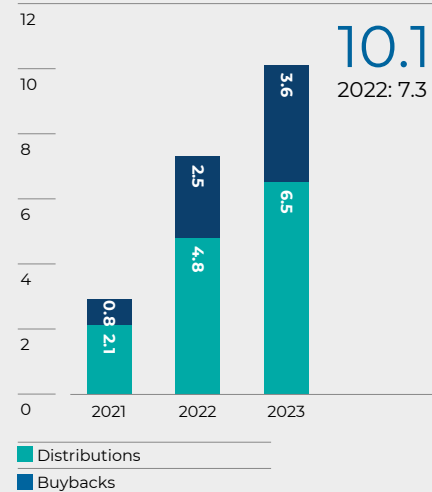
**Total borrowings (US\$ billion)**



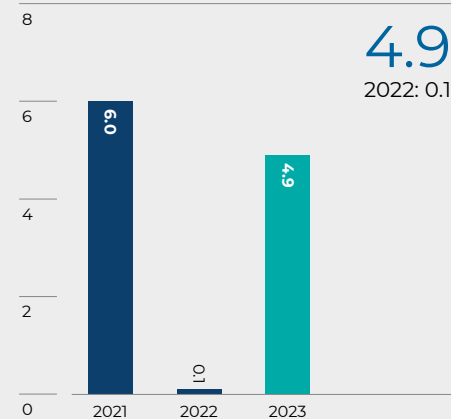
**Adjusted EBITDA<sup>o</sup> (US\$ billion)**



**Shareholder returns (US\$ billion)**



**Net debt<sup>o</sup> (US\$ billion)**



■ Distributions  
■ Buybacks



## Our approach to tax and transparency

We are committed to complying with all applicable tax laws, rules and regulations. We pay all relevant taxes, royalties and other levies in amounts determined by the legislation of relevant national, regional or local governments. We seek to maintain long-term, open, transparent and cooperative relationships with tax authorities in our host countries.

### Tax transparency

We welcome fiscal transparency as it encourages the responsible management of revenues from our activities. We believe that countries that transparently and effectively allocate natural resource wealth for the benefit of their communities have the potential to attract greater, more responsible and longer-term business investment. It is imperative that businesses, governments and civil society work in partnership to support transparency.

Our global reach and presence in some higher-risk jurisdictions result in Glencore generally having to navigate enhanced complexity and uncertainty in accounting for income taxes, particularly the evaluation of tax exposures and recoverability of deferred tax assets.

Our Board Audit Committee regularly reviews with senior management our potential tax exposures globally and the key estimates taken in determining the positions recorded, including the status of material communications with local tax authorities

and the carrying values of deferred tax assets.

### Intra-group transactions

The Glencore group comprises separate legal entities established in many jurisdictions. Like many multinational enterprises, our business activities are co-ordinated (in terms of personnel, assets and capital) on a worldwide basis.

Our global nature necessitates us apportioning overall Group profitability between our operating jurisdictions. International tax law and in particular the OECD Transfer Pricing Guidelines (Guidelines) and Article 9 of the OECD Model Tax Convention, governs this process. These require that individual entities within the Group transact with each other at the same price that they would if they were independent parties and in due recognition of the true value to be accorded to the transaction.

The purpose of this apportionment and of the Guidelines is twofold: for the fair division of Group profit to enable the levying of tax according to where it is earned; and to ensure that the same profit is taxed only once.

Our Group Tax Policy, which is approved by the Board on an annual basis and publicly available, commits us to not engineer structures or transactions that exploit transfer-pricing rules by artificially 'transferring' profit into lower tax jurisdictions. We trace all intragroup transactions to value-adding commercial activities.

Reflecting the complexity of the Group's operations, and the legitimate concern of tax administrations to collect the full amount

due to them, our transfer pricing is open to audit and challenge from tax administrations.

We approach both scrutiny and dispute in a fair and transparent manner, but we resolutely defend the principle that profit must be taxed only once and that tax administrations are as bound in law by the Guidelines as we are.

### 'Tax havens'

Although there is no universally applied definition of the term 'tax haven', it is generally understood to refer to a jurisdiction that imposes little or no tax on income or profits. In recent years, governments, the media and the public at large have raised legitimate questions regarding the alleged diversion of business profits by multinational enterprises into tax havens mainly to avoid paying local taxes. It should be noted that Pillar 2 of the OECD's continuing Base Erosion and Profit Shifting Project introduces a minimum tax rate of 15% to reduce the advantage of any such diversion.

In any case, we do not undertake any such activity. Both our Group Tax Policy and our adherence to the Guidelines forbid the allocation of profit to jurisdictions that do not provide value-adding activities and do not have any real commercial substance.

Nevertheless, we continue to make use of companies incorporated in what would be termed tax neutral or tax haven jurisdictions. Where that occurs, it is always for a specific purpose and the companies used can be referred to as special purpose vehicles (SPVs). Glencore primarily uses SPVs for two broad purposes:

- As intermediate holding companies (to hold single investments, groups of similar investments or joint venture investments for accounting, administrative, governance or legal convenience).
- As parties to a legal contract with a non-Group member where it is necessary that the SPV has no other function.

Our continued use of SPVs is to serve a commercial or administrative purpose, has no tax motivation and is fiscally neutral, i.e. it generates neither a tax saving nor expense. For this reason, when we need to establish an SPV, it is often in a tax-neutral jurisdiction, as tax in these cases is an irrelevance.

We have undertaken a review of all entities established in 'tax haven' jurisdictions with the intention of consolidating or liquidating as many as possible. Where it is not possible to do this, these entities usually adopt tax residence in a non-tax haven jurisdiction where the Group can establish enhanced local substance.

As a result of this review, we have removed from our Group structure many tax haven-incorporated companies, or established their tax residence in Switzerland, the UK or another non-tax haven jurisdiction. This review continues to be a focus during 2024.

### External engagement

We are committed to transparent and constructive dialogue with our stakeholders. We recognise that this is an evolving space and that by understanding a range of external perspectives, we can improve our standards of corporate governance and disclosure.

Throughout the year, we engaged with a variety of organisations on tax and transparency matters.





## Our approach to tax and transparency *continued*

### Extractive Industries Transparency Initiative

The Extractive Industries Transparency Initiative (EITI) is a multi-stakeholder initiative supported by countries, NGOs and companies in the extractives and commodities trading sector. It promotes open and accountable management of extractive resources. Glencore has been a supporting company since 2011, being active in the extractives as well as the commodity trading industry.

We also take an active role in the EITI's Working Group on Transparency in Commodity Trading, a multi-stakeholder group that works towards increasing transparency in commodity trading.

Our industrial assets in EITI-implementing countries support the ongoing development of the EITI in country, by contributing to national reports with local EITI disclosures, participating in EITI multi-stakeholder groups and engaging in policy consultation processes where applicable. For example, in the Democratic Republic of Congo (DRC), we are a member of the EITI's in-country Executive Committee.

### International Council on Mining & Metals

We are an active member of the International Council on Mining & Metals (ICMM). The ICMM is an international organisation made up of 28 mining and metals companies and 45 regional and commodities' associations. Its members are committed to strengthening the industry's environmental and social performance and enhancing mining's contribution to society.

Through our membership of the ICMM's Mineral Resource and Tax Working Groups, we collaborate with our peers to address natural resource governance challenges and improve the transparency of mineral revenues – including their management, distribution or spending.

### Investors, analysts and banks

Transparency and disclosure are of great interest to our shareholders and representatives of financial institutions. As part of our Annual Report process, we review and revise our approach to presenting information that is of interest to these stakeholders. In addition to meeting our regulatory reporting obligations, we also provide periodic operational, financial and market updates to investors and participate in conferences and other events where we provide relevant disclosure and information.

### Civil society and non-governmental organisations

We regularly engage with civil society groups and NGOs that have a particular focus on transparency and advancing disclosure. In addition to working with these organisations to understand better the developments in the transparency space, we welcome feedback from these organisations on our Payments to Governments Report.



## Our contribution

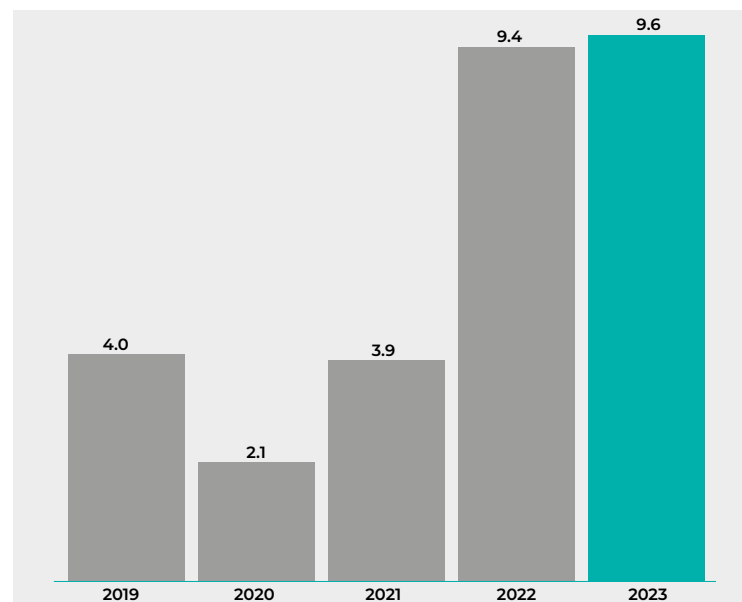
Mining activities can make a significant contribution to national, regional and local economies, through the provision of employment and training, tax, royalty and levy payments, local procurement, social development and environmental stewardship. Our aim is to minimise negative impacts from our activities and to build partnerships to support sustainable development and growth.

### How we contribute

We pay all relevant taxes, royalties and levies required by local and national regulation in our host countries. The payments we make to the governments of the countries in which we operate include local, national, sales and employment taxes, government royalties and licence and permitting fees.

In addition, we contribute to local economies through our use of local suppliers, payment of wages and provision of employee benefits, and voluntary support of socio-economic initiatives such as health and education projects and infrastructure improvements.

**Payments to governments, calculated in line with the UK Transparency Requirements**  
US\$ billion



### Local contribution

We promote employing people from the regions close to our industrial assets. We support families' livelihoods via direct employment at our assets and indirectly via the engagement of contractors and our use of local suppliers. We use local suppliers when appropriate, to provide our host countries with employment opportunities that support economic wellbeing and diversification.

### Societal contribution

Our social investment programmes are intended to help reduce dependency on our industrial assets, encourage self-reliance and contribute to sustainable regional growth. In remote and underdeveloped areas, we install infrastructure, such as roads, water, sanitation and electricity, which is often shared as appropriate with local communities.

### Payments to governments and tax transparency

We pay all relevant taxes, royalties and other levies in amounts determined by the legislation of relevant national, regional or local governments. We welcome transparency in the redistribution and reinvestment of these payments. In 2023, our payments to governments totalled \$12.7 billion<sup>A</sup>, reflecting the taxes, royalties and other levies we pay in the relevant countries for our marketing and industrial activities.



## Our payments to governments

The information in this section has been prepared in the manner outlined in the About this report section on page 24.

### Payments by countries<sup>1</sup>

Amounts in US\$ '000 Country	Production entitlements 2023 <sup>2</sup>	Taxes on income 2023 <sup>3,4</sup>	Royalties 2023 <sup>5</sup>	Fees 2023 <sup>6</sup>	Infrastructure improvements 2023 <sup>7</sup>	Total payments calculated in line with the UK Transparency Requirements 2023	Customs/Import/Excise/Export tax and duties 2023 <sup>8</sup>	Payroll taxes 2023 <sup>9</sup>	Taxes and duties relating to non-extractive activities plus other taxes 2023 <sup>10</sup>	Payments not included in total payments to governments as reported in our Annual and Sustainability Reports 2023 <sup>11</sup>	Total payments to governments 2023
Argentina	-	2,432	-	-	-	2,432	-	1,474	2,244	-	6,150
Australia <sup>12</sup>	-	3,138,641	1,442,343	18,660	-	4,599,644	521,312	212,683	482,502	-	5,816,141
Cameroon	13,619	1,313	-	-	-	14,932	-	8	20	(13,619)	1,341
Canada	-	107,885	-	21,685	-	129,570	-	42,327	159,228	(20,513)	310,611
Chile	-	293,251	90,979	716	-	384,946	-	4,379	61,291	(328,552)	122,063
Colombia	-	1,884,659	482,791	10,346	-	2,377,796	6,076	33,888	84,255	-	2,502,015
Democratic Republic of the Congo	-	293,197	157,669	188	134,014	585,068	123,254	49,816	176,831	(11,624)	923,345
Equatorial Guinea (EG)	209,634	147,303	70,471	214	-	427,622	-	292	1,297	(209,848)	219,363
Kazakhstan	-	170,894	200,445	277	-	371,616	5,095	80,306	49,606	-	40,755
New Caledonia	-	-	-	-	-	-	-	29,437	11,318	-	506,623
Peru	-	317,397	115,640	3,197	-	436,234	3,238	25,478	59,576	(260,395)	264,131
South Africa	-	224,223	61,576	-	-	285,799	-	6,591	1,090,399	-	1,382,789
Rest of the World	-	-	-	-	-	-	-	199,066	423,276	-	622,342
<b>Total</b>	<b>223,253</b>	<b>6,581,195</b>	<b>2,621,914</b>	<b>55,283</b>	<b>134,014</b>	<b>9,615,659</b>	<b>658,975</b>	<b>685,744</b>	<b>2,601,843</b>	<b>(844,551)</b>	<b>12,717,670<sup>6</sup></b>

1 The reports are not corrected for rounding.

2 Production entitlements are payments to governments based on the volume of output, as mandated in any agreement or license. These mandated volume-based calculations can be paid in cash or in-kind and can be net of any other royalty payments. In-kind payments are converted to a dollar amount based on the market price prevailing at the date of settlement.

3 Taxes on income are payments to governments based on taxable profits and taxes levied on production. It also includes withholding taxes paid on dividends to shareholders, interest, royalties and services. These taxes are generally represented as income taxes in the Consolidated Income Statement of Glencore.

4 Taxes on income include income taxes paid in Peru and Chile relating to Glencore's proportionate share in independently managed joint ventures (Antamina and Collahuasi) amounting to a total of \$589 million.

5 Royalties are payments to governments in respect of revenue or production related to the extraction of mineral, coal, oil and gas reserves.

6 Fees are payments to governments where no specific service is attached, but rather 'levies' on the initial or ongoing right to use an area for exploration, development and/or production. Such fees include licenses, rentals, entry fees and other consideration for licences and concessions.

7 Infrastructure improvements are payments to governments, comprising of the provision of public access infrastructure, such as roads and bridges. Payments are either in the form of cash or in-kind contributions (the completed infrastructure). Payments in respect of social or community programs such as building / providing a hospital, school or playground are excluded.

8 Customs, export and import duties are payments to governments in relation to goods imported into and/or exported from a country. Customs duties are usually imposed on an ad valorem basis, but sometimes on the basis of specific duties charged on particular items. These payments have been voluntarily added to this report.

9 Payroll taxes include payments made by the employer only; payments made by employees amounted to a total of \$1,183 million.

10 Taxes and duties paid relating to non-extractive activities are considered without payroll tax. Other taxes include: wealth tax, stamp duties, transfer tax, environmental tax and other taxes according to local law.

11 Payments not included in the total amount of payments made to governments as included in our Annual and Sustainability Reports 2023, the scope of which is defined in our Basis of Reporting 2023, are primarily payments relating to Glencore's proportionate share in certain joint ventures not controlled or operated by Glencore.

12 CSA mine was disposed of in June 2023.

Our payments to governments *continued*

## Payments by government

Amounts in US\$ '000	Production entitlements 2023 <sup>4</sup>	Taxes on income 2023 <sup>5,6</sup>	Royalties 2023 <sup>7</sup>	Fees 2023 <sup>8</sup>	Infrastructure improvements 2023 <sup>9</sup>	Total 2023
<b>Argentina</b>						
National - Administración Federal de Ingresos Públicos (AFIP)	-	2,432	-	-	-	2,432
	-	2,432	-	-	-	2,432
<b>Australia<sup>12</sup></b>						
National - Australian Taxation Office (ATO)	-	3,138,641	-	-	-	3,138,641
Regional - New South Wales - Office of State Revenue	-	-	696,057	5,448	-	701,505
Regional - Northern Territory - Territory Revenue Office	-	-	10,417	-	-	10,417
Regional - Queensland - Office of State Revenue	-	-	713,622	11,367	-	724,989
Regional - Western Australia - Office of State Revenue	-	-	22,247	1,845	-	24,092
	-	3,138,641	1,442,343	18,660	-	4,599,644
<b>Cameroon</b>						
National - National Hydrocarbons Corporation	13,619 <sup>13</sup>	-	-	-	-	13,619
National - Public Treasury	-	1,313	-	-	-	1,313
	13,619	1,313	-	-	-	14,932
<b>Canada</b>						
National - Canada Revenue Agency - Receiver General for Canada	-	85,456	-	-	-	85,456
Regional - British Columbia - Ministry of Finance	-	-	-	673	-	673
Regional - Ontario - Ministry of Finance	-	-	-	91	-	91
Regional - Qaqqalik Landholding Corporation	-	-	-	275	-	275
Regional - Quebec - Ministry of Finance	-	22,429	-	408	-	22,837
<b>Chile</b>						
Local - Makivik Corporation (pursuant to The Raglan Agreement)	-	-	-	20,238	-	20,238
	-	107,885	-	21,685	-	129,570
<b>Colombia</b>						
National - Agencia Nacional de Minería (ANM)	-	-	482,791	-	-	482,791
National - Dirección de Impuestos y Aduanas Nacionales (DIAN)	-	1,884,659	-	-	-	1,884,659
National - Instituto Nacional de Vías (INVÍAS)	-	-	-	9,044	-	9,044
Local - Corporación Autónoma Regional de La Guajira (CORPOGUAJIRA)	-	-	-	259	-	259
Local - Municipio de Uribia	-	-	-	1,043	-	1,043
	-	1,884,659	482,791	10,346	-	2,377,796
<b>Democratic Republic of the Congo</b>						
National - Direction Générale des impôts (DGI)	-	293,197	-	-	-	293,197
National - Direction Générale des Recettes Administratives, Judiciaires, Domaniales et de Participation (DGRAD)	-	-	70,608	188	-	70,796
National - Fonds minier pour les générations future (FOMIN)	-	-	21,956	-	-	21,956
National - National Fund for Reparation for Victims of Sexual Violence and other serious crimes (FONAREV)	-	-	380	-	-	380
National - Société Nationale d'Électricité (SNEL)	-	-	-	-	111,581	111,581

<sup>13</sup> Comprises production entitlement of 167k barrels lifted at Government Sales Price (GSP). Production entitlement which is paid in kind, includes all streams of production payments to the state and state national oil company (NOC) for volumes lifted. Under the production sharing contract, production entitlement is calculated on a production volume basis, however, payments are tied to lifted volumes.

Our payments to governments *continued*

Amounts in US\$ '000	Production entitlements 2023 <sup>4</sup>	Taxes on income 2023 <sup>5,6</sup>	Royalties 2023 <sup>7</sup>	Fees 2023 <sup>8</sup>	Infrastructure improvements 2023 <sup>9</sup>	Total 2023	Amounts in US\$ '000	Production entitlements 2023 <sup>4</sup>	Taxes on income 2023 <sup>5,6</sup>	Royalties 2023 <sup>7</sup>	Fees 2023 <sup>8</sup>	Infrastructure improvements 2023 <sup>9</sup>	Total 2023
Regional - Direction des Recettes du Haut-Katanga (DRHKAT)	-	-	-	-	4,703	4,703	<b>Kazakhstan</b>						
Regional - Direction des Recettes du Lualaba (DRLU)	-	-	39,141	-	17,730	56,871	Local - Republican State Entity of the State Revenue Authority of Ust-Kamenogorsk City	-	170,894	200,445	277	-	371,616
Local - Dilala	-	-	20,083	-	-	20,083		-	170,894	200,445	277	-	371,616
Local - Luilu Sector	-	-	5,501	-	-	5,501	<b>Peru</b>						
	-	293,197	157,669	188	134,014	585,068	National - Instituto Geológico Minero y Metalúrgico (INGEMMET)	-	-	-	3,197	-	3,197
<b>Equatorial Guinea (EG)</b>							National - Superintendencia Nacional de Aduanas y de Administración Tributaria (SUNAT)	-	317,397	115,640	-	-	433,037
National - GEPetrol	209,634 <sup>14</sup>	-	70,471 <sup>15</sup>	-	-	280,105		-	317,397	115,640	3,197	-	436,234
National - Ministry of Mines and Hydrocarbons	-	-	-	214	-	214	<b>South Africa</b>						
National - Public Treasury	-	147,303	-	-	-	147,303	National - South African Revenue Service (SARS)	-	224,223	61,576	-	-	285,799
	209,634	147,303	70,471	214	-	427,622		-	224,223	61,576	-	-	285,799
							<b>Total</b>	<b>223,253</b>	<b>6,581,195</b>	<b>2,621,914</b>	<b>55,283</b>	<b>134,014</b>	<b>9,615,659</b>

<sup>14</sup> Comprises production entitlement of estimated 2,673k barrels of oil equivalent valued at an estimated sales price. Production entitlement, which is paid in kind, includes all streams of production payments to the state and state NOC of EG for volumes lifted, excluding royalties. Under the respective production sharing contracts, production entitlements and royalties are calculated on a produced volume basis. However, since payments are tied to lifted volumes, the split of total estimated lifted volumes between production entitlement and royalties has been approximated. We do not have sight of the actual volumes of LNG lifted by the state or state NOC of EG or the realised prices of those lifted volumes, as we do not market those volumes on behalf of the state or state NOC of EG. We have estimated the attributable royalty and entitlement production volumes and values. LNG prices have been estimated based on the month average implied EG free on board (FOB) prices in the month of lifting based on published European LNG benchmarks, including estimates for transport to index hubs. The calculated royalty and production entitlement values are gross of any associated upstream costs including liquefaction costs and tolls paid.

<sup>15</sup> Comprises royalties of estimated 894k barrels of oil equivalent valued at an estimated sales price. Royalties represent a percentage of production paid in kind to the state of EG. Under the respective production sharing contracts, production entitlements and royalties are calculated on a produced volume basis. However, since payments are tied to lifted volumes, the split of total estimated lifted volumes between production entitlement and royalties has been approximated. We do not have sight of the actual volumes of LNG lifted by the state or state NOC of EG or the realised prices of those lifted volumes, as we do not market those volumes on behalf of the state or state NOC of EG. We have estimated the attributable royalty and entitlement production volumes and values. LNG prices have been estimated based on the month average implied EG FOB prices in the month of lifting based on published European LNG benchmarks, including estimates for transport to index hubs. Note the calculated royalty and production entitlement values are gross of any upstream costs including associated liquefaction costs and tolls paid.

Our payments to governments *continued*

## Payments by project

Amounts in US\$ '000	Production entitlements 2023 <sup>4</sup>	Taxes on income 2023 <sup>5,6</sup>	Royalties 2023 <sup>7</sup>	Fees 2023 <sup>8</sup>	Infrastructure improvements <sup>9</sup>	Total 2023	Amounts in US\$ '000	Production entitlements 2023 <sup>4</sup>	Taxes on income 2023 <sup>5,6</sup>	Royalties 2023 <sup>7</sup>	Fees 2023 <sup>8</sup>	Infrastructure improvements <sup>9</sup>	Total 2023
<b>Argentina</b>							<b>Chile</b>						
Pachon Project - San Juan	-	2,432	-	-	-	2,432	Collahuasi Project - Minera Collahuasi	-	237,572	90,979	-	-	328,551
	-	2,432	-	-	-	2,432	II Region Antofagasta Project - Minera Lomas Bayas	-	55,679	-	716	-	56,395
<b>Australia</b>								-	293,251	90,979	716	-	384,946
Entity level	-	3,130,393	-	-	-	3,130,393	<b>Colombia</b>						
New South Wales Project - Cobar Copper <sup>14</sup>	-	-	3,532	255	-	3,787	Correjón Project - Carbones de Correjón	-	1,881,751	482,791	10,346	-	2,374,888
New South Wales Project - Thermal Coal	-	8,248	692,525	5,193	-	705,966	Cesar Department Project - Prodeco	-	2,908	-	-	-	2,908
Northern Territory Project - McArthur River Zinc	-	-	10,417	-	-	10,417		-	1,884,659	482,791	10,346	-	2,377,796
Queensland Project - Coking Coal	-	-	340,612	1,884	-	342,496	<b>Democratic Republic of the Congo</b>						
Queensland Project - Mount Isa Mines - Copper/Zinc	-	-	64,698	4,659	-	69,357	DRC Copperbelt Region Project - Katanga (KCC)	-	211,646	125,236	-	117,207	454,089
Queensland Project - Thermal Coal	-	-	308,312	4,824	-	313,136	DRC Copperbelt Region Project - Mutanda (MUMI)	-	81,551	32,434	188	16,806	130,979
Western Australian Project - Murrin Murrin Nickel	-	-	22,247	1,845	-	24,092		-	293,197	157,670	188	134,013	585,068
	-	3,138,641	1,442,343	18,660	-	4,599,644	<b>Equatorial Guinea (EG)</b>						
<b>Cameroon</b>							Block I - Aseng Project	24,542	18,833	12,515	100	-	55,990
Bolongo Project	13,619	1,313	-	-	-	14,932	Block O - Alen Project	185,092	128,470	57,956	114	-	371,632
	13,619	1,313	-	-	-	14,932		209,634	147,303	70,471	214	-	427,622
<b>Canada</b>							<b>Kazakhstan</b>						
British Columbia Project - Coking Coal	-	-	-	673	-	673	Kazakhstan Projects - Kazzinc	-	170,894	200,445	277	-	371,616
Entity level	-	106,681	-	-	-	106,681		-	170,894	200,445	277	-	371,616
Ontario Project - various exploration projects	-	-	-	91	-	91							
Quebec Project - Raglan	-	1,204	-	20,789	-	21,993							
Quebec Project - various exploration projects	-	-	-	132	-	132							
	-	107,885	-	21,685	-	129,570							

**Our payments to governments** *continued*

Amounts in US\$ '000	Production entitlements 2023 <sup>4</sup>	Taxes on income 2023 <sup>5,6</sup>	Royalties 2023 <sup>7</sup>	Fees 2023 <sup>8</sup>	Infrastructure improvements <sup>9</sup>	Total 2023
<b>Peru<sup>16</sup></b>						
Animon Project - Minera Chungar	-	(406)	2,663	1,011	-	<b>3,268</b>
Antamina Project - Minera Antamina	-	196,683	63,711	-	-	<b>260,394</b>
Cusco Project - Minera Antapaccay	-	96,716	41,121	1,352	-	<b>139,189</b>
Huaral Project - Generación Eléctrica Rio Baños	-	136	-	-	-	<b>136</b>
Huaral Project - Hidroeléctrica Tingo	-	254	-	-	-	<b>254</b>
Huarochiri Project - Hidroeléctrica Huanchor	-	786	-	10	-	<b>796</b>
Pasco Project - Empresa Administradora Cerro	-	3,615	954	61	-	<b>4,630</b>
Pasco Project - Minera Aurífera Toruna	-	-	-	1	-	<b>1</b>
Pasco Project - Minera Paragsha	-	162	-	229	-	<b>391</b>
Vinchos Project - EE-Vinchos Ltda.	-	80	-	14	-	<b>94</b>
Yauli Project - Volcan Cia Minera SAA	-	19,371	7,191	519	-	<b>27,081</b>
	-	317,397	115,640	3,197	-	<b>436,234</b>
<b>South Africa</b>						
Limpopo Province Project - Ferroalloys assets	-	89,676	26,510	-	-	<b>116,186</b>
Mpumalanga Province Project - Thermal Coal	-	85,512	26,579	-	-	<b>112,091</b>
North West Province Project - Ferroalloys assets	-	49,035	8,487	-	-	<b>57,522</b>
	-	224,223	61,576	-	-	<b>285,799</b>
<b>Total</b>	<b>223,253</b>	<b>6,581,195</b>	<b>2,621,915</b>	<b>55,283</b>	<b>134,013</b>	<b>9,615,659</b>

<sup>16</sup> As disclosed in May 2024, Glencore has disposed of its stake in Volcan. See About this report on page 24 for further information.

Our payments to governments *continued*

## Payments by region and commodity

Amounts in US\$ '000	Production entitlements 2023 <sup>4</sup>	Taxes on income 2023 <sup>5,6</sup>	Royalties 2023 <sup>7</sup>	Fees 2023 <sup>8</sup>	Infrastructure improvements 2023 <sup>9</sup>	Total 2023
<b>Coal assets</b>						
Australian Coking Coal	-	-	340,612	1,884	-	<b>342,496</b>
Australian Thermal Coal	-	8,248	1,000,837	10,017	-	<b>1,019,102</b>
Colombia: Cerrejón	-	1,881,751	482,791	10,346	-	<b>2,374,888</b>
Colombia: Prodeco	-	2,908	-	-	-	<b>2,908</b>
North America Coking Coal	-	-	-	673	-	<b>673</b>
South African Thermal Coal	-	85,512	26,579	-	-	<b>112,091</b>
	-	1,978,419	1,850,819	22,920	-	<b>3,852,158</b>
<b>Copper assets</b>						
Africa: Katanga, Mutanda	-	293,197	157,670	188	134,013	<b>585,068</b>
Australia: Cobar <sup>16</sup>	-	-	3,532	255	-	<b>3,787</b>
Other South America: Lomas Bayas, Antapaccay, El Pachon Project	-	154,827	41,121	2,068	-	<b>198,016</b>
South America: Antamina	-	196,683	63,711	-	-	<b>260,394</b>
South America: Collahuasi	-	237,572	90,979	-	-	<b>328,551</b>
	-	882,279	357,013	2,511	134,013	<b>1,375,816</b>
<b>Corporate &amp; entity level</b>						
Entity level	-	3,237,074	-	-	-	<b>3,237,074</b>
Various exploration projects	-	-	-	223	-	<b>223</b>
	-	3,237,074	-	223	-	<b>3,237,297</b>
<b>Ferroalloys assets</b>						
South Africa: Ferroalloys assets	-	138,711	34,997	-	-	<b>173,708</b>
	-	138,711	34,997	-	-	<b>173,708</b>
<b>Nickel assets</b>						
Australia: Murrin Murrin	-	-	22,247	1,845	-	<b>24,092</b>
North America: Raglan, Qaqqalik Landholding, Makivik	-	1,204	-	20,789	-	<b>21,993</b>
	-	1,204	22,247	22,634	-	<b>46,085</b>

Amounts in US\$ '000	Production entitlements 2023 <sup>4</sup>	Taxes on income 2023 <sup>5,6</sup>	Royalties 2023 <sup>7</sup>	Fees 2023 <sup>8</sup>	Infrastructure improvements 2023 <sup>9</sup>	Total 2023
<b>Oil assets</b>						
Cameroon	13'619	1,313	-	-	-	<b>14,932</b>
Equatorial Guinea (EG)	209'634	147,303	70'471	214	-	<b>427,622</b>
	223,253	148,616	70,471	214	-	<b>442,554</b>
<b>Zinc assets</b>						
Australia: Mount Isa, McArthur River	-	-	75,115	4,659	-	<b>79,774</b>
Kazakhstan: Kazzinc	-	170,894	200,445	277	-	<b>371,616</b>
Other Zinc: Argentina, Peru	-	23,998	10,808	1,845	-	<b>36,651</b>
	-	194,892	286,368	6,781	-	<b>488,041</b>
<b>Total</b>	<b>223,253</b>	<b>6,581,195</b>	<b>2,621,915</b>	<b>55,283</b>	<b>134,013</b>	<b>9,615,659</b>





## Extractive Industries Transparency Initiative

We recognise the contribution of EITI's principles of transparency and accountability towards establishing a global standard of good governance for the extractive and commodity trading industries.

As part of our extractive business, our industrial assets in EITI implementing countries contribute, where applicable, to the national EITI reports by providing the relevant EITI disclosure to the multi-stakeholder-groups in country.

Since 2017, we have disclosed our commodity trading payments made to state-owned enterprises (SOEs) in EITI-implementing countries for oil and gas purchases and since 2019, for metals and minerals.

The EITI's transparency and accountability principles also cover minerals sold by SOEs in EITI-implementing countries. As such, we disclose the relevant payments we made to SOEs in EITI-implementing countries for the purchases of minerals and metals.

Our commodity trading payments disclosures have been prepared with regard to the EITI's Reporting Guidelines for companies buying oil, gas and minerals from governments and SOEs.

### Oil and gas

Payments for crude oil and gas purchased from SOEs in EITI countries.

To the extent possible, we have provided information detailing the purchases of oil and gas from SOEs in EITI-implementing countries in line with their EITI commitment to more detailed disclosures. For the avoidance of doubt, this excludes purchases from counterparties in EITI countries or SOEs of EITI-implementing countries where the disclosure of information in accordance with Requirement 4.2 of the EITI Standard is not applicable. We believe that the level of detail disclosed furthers the EITI's objective of increased transparency and governance, as well as supporting civil society to hold governments to account.

During 2023, we did not enter into any oil and gas swap transactions with SOEs in EITI countries.

Counterparty name	Counterparty country	Load port	Buying entity	Volume	Grade	Incoterm	Bill of lading date	Type of oil
SONANGOL - Sociedade Nacional De Combustiveis De Angola EP	Angola	Angola	Glencore Energy UK Ltd	909.88	Cabinda	FOB	30.01.23	Equity Production from NOCs owned domestic fields
Societe des hydrocarbures du Tchad	Chad	Cameroon	Glencore Energy UK Ltd	954.68	Doba	FOB	11.12.2022	Equity Production from NOCs owned domestic fields
Societe des hydrocarbures du Tchad	Chad	Cameroon	Glencore Energy UK Ltd	899.5	Doba	FOB	17.11.2022	Equity Production from NOCs owned domestic fields
Societe des hydrocarbures du Tchad	Chad	Cameroon	Glencore Energy UK Ltd	997.22	Doba	FOB	06.02.2023	Equity Production from NOCs owned domestic fields
Societe des hydrocarbures du Tchad	Chad	Cameroon	Glencore Energy UK Ltd	953.98	Doba	FOB	03.04.2023	Equity Production from NOCs owned domestic fields
Societe des hydrocarbures du Tchad	Chad	Cameroon	Glencore Energy UK Ltd	996.09	Doba	FOB	07.05.2023	Equity Production from NOCs owned domestic fields
Societe des hydrocarbures du Tchad	Chad	Cameroon	Glencore Energy UK Ltd	996.59	Doba	FOB	27.05.2023	Equity Production from NOCs owned domestic fields
Societe des hydrocarbures du Tchad	Chad	Cameroon	Glencore Energy UK Ltd	933.24	Doba	FOB	14.06.2023	Equity Production from NOCs owned domestic fields
Societe des hydrocarbures du Tchad	Chad	Cameroon	Glencore Energy UK Ltd	997.89	Doba	FOB	19.08.2023	Equity Production from NOCs owned domestic fields
Societe des hydrocarbures du Tchad	Chad	Cameroon	Glencore Energy UK Ltd	949.87	Doba	FOB	23.09.2023	Equity Production from NOCs owned domestic fields
Societe des hydrocarbures du Tchad	Chad	Cameroon	Glencore Energy UK Ltd	950.8	Doba	FOB	07.10.2023	Equity Production from NOCs owned domestic fields
<b>Aggregate value: US\$815,010,636</b>								

#### Payments for oil purchased from SOEs in non-EITI countries

We have aggregated this information by volume and value only as these countries have not committed to detailed disclosures.

Volume (thousand barrels)	Value (US\$)
124,216	10,308,282,739

**Extractive Industries Transparency Initiative** *continued***Metals and minerals****Payments for metals and minerals purchased from SOEs in EITI countries**

To the extent possible, we have provided information on purchases of metals and minerals from SOEs in EITI-implementing countries. This excludes purchases from counterparties in EITI countries or SOEs of EITI-implementing countries where Requirement 4.2 of the EITI Standard is not applicable.

Where zero Mt is indicated for volume this reflects sales made in 2022 with a corresponding payment made in 2023.

**Aluminium**

Counterparty name	Counterparty country	Load port	Buying entity	Volume (Mt)	Commodity	Incoterm	Bill of lading date
Compagnie Camerounaise de l'Aluminium - ALUCAM S.A.	Cameroon	Douala	GIAG	378	Aluminium	CIF	01.03.2023
Compagnie Camerounaise de l'Aluminium - ALUCAM S.A.	Cameroon	Douala	GIAG	153	Aluminium	CIF	01.05.2023
Compagnie Camerounaise de l'Aluminium - ALUCAM S.A.	Cameroon	Douala	GIAG	227	Aluminium	CIF	03.03.2023
Compagnie Camerounaise de l'Aluminium - ALUCAM S.A.	Cameroon	Douala	GIAG	153	Aluminium	CIF	03.05.2023
Compagnie Camerounaise de l'Aluminium - ALUCAM S.A.	Cameroon	Douala	GIAG	254	Aluminium	CIF	04.02.2023
Compagnie Camerounaise de l'Aluminium - ALUCAM S.A.	Cameroon	Douala	GIAG	0	Aluminium	CIF	04.04.2023
Compagnie Camerounaise de l'Aluminium - ALUCAM S.A.	Cameroon	Douala	GIAG	127	Aluminium	CIF	04.05.2023
Compagnie Camerounaise de l'Aluminium - ALUCAM S.A.	Cameroon	Douala	GIAG	228	Aluminium	CIF	05.04.2023
Compagnie Camerounaise de l'Aluminium - ALUCAM S.A.	Cameroon	Douala	GIAG	202	Aluminium	CIF	05.06.2023
Compagnie Camerounaise de l'Aluminium - ALUCAM S.A.	Cameroon	Douala	GIAG	431	Aluminium	CIF	07.01.2023
Compagnie Camerounaise de l'Aluminium - ALUCAM S.A.	Cameroon	Douala	GIAG	203	Aluminium	CIF	08.05.2023
Compagnie Camerounaise de l'Aluminium - ALUCAM S.A.	Cameroon	Douala	GIAG	0	Aluminium	CIF	12.01.2023
Compagnie Camerounaise de l'Aluminium - ALUCAM S.A.	Cameroon	Douala	GIAG	99	Aluminium	CIF	12.02.2023
Compagnie Camerounaise de l'Aluminium - ALUCAM S.A.	Cameroon	Douala	GIAG	203	Aluminium	CIF	15.04.2023
Compagnie Camerounaise de l'Aluminium - ALUCAM S.A.	Cameroon	Douala	GIAG	356	Aluminium	CIF	15.05.2023
Compagnie Camerounaise de l'Aluminium - ALUCAM S.A.	Cameroon	Douala	GIAG	102	Aluminium	CIF	16.03.2023
Compagnie Camerounaise de l'Aluminium - ALUCAM S.A.	Cameroon	Douala	GIAG	249	Aluminium	CIF	17.02.2023
Compagnie Camerounaise de l'Aluminium - ALUCAM S.A.	Cameroon	Douala	GIAG	0	Aluminium	CIF	20.02.2023

Counterparty name	Counterparty country	Load port	Buying entity	Volume (Mt)	Commodity	Incoterm	Bill of lading date
Compagnie Camerounaise de l'Aluminium - ALUCAM S.A.	Cameroon	Douala	GIAG	102	Aluminium	CIF	21.03.2023
Compagnie Camerounaise de l'Aluminium - ALUCAM S.A.	Cameroon	Douala	GIAG	279	Aluminium	CIF	24.04.2023
Compagnie Camerounaise de l'Aluminium - ALUCAM S.A.	Cameroon	Douala	GIAG	101	Aluminium	CIF	25.01.2023
Compagnie Camerounaise de l'Aluminium - ALUCAM S.A.	Cameroon	Douala	GIAG	355	Aluminium	CIF	27.01.2023
Compagnie Camerounaise de l'Aluminium - ALUCAM S.A.	Cameroon	Douala	GIAG	303	Aluminium	CIF	27.03.2023
Compagnie Camerounaise de l'Aluminium - ALUCAM S.A.	Cameroon	Douala	GIAG	127	Aluminium	CIF	29.03.2023
Compagnie Camerounaise de l'Aluminium - ALUCAM S.A.	Cameroon	Douala	GIAG	0	Aluminium	CIF	31.12.2022
Talco Management Limited	Tajikistan	Dushanbe	GIAG	0	Aluminium	FOB	01.02.2023
Talco Management Limited	Tajikistan	Dushanbe	GIAG	22	Aluminium	FOB	01.03.2023
Talco Management Limited	Tajikistan	Dushanbe	GIAG	67	Aluminium	FOB	01.07.2023
Talco Management Limited	Tajikistan	Dushanbe	GIAG	0	Aluminium	FOB	01.11.2023
Talco Management Limited	Tajikistan	Dushanbe	GIAG	134	Aluminium	FOB	02.03.2023
Talco Management Limited	Tajikistan	Dushanbe	GIAG	110	Aluminium	FOB	02.05.2023
Talco Management Limited	Tajikistan	Dushanbe	GIAG	113	Aluminium	FOB	02.06.2023
Talco Management Limited	Tajikistan	Dushanbe	GIAG	113	Aluminium	FOB	03.01.2023
Talco Management Limited	Tajikistan	Dushanbe	GIAG	158	Aluminium	FOB	03.02.2023
Talco Management Limited	Tajikistan	Dushanbe	GIAG	45	Aluminium	FOB	03.03.2023
Talco Management Limited	Tajikistan	Dushanbe	GIAG	89	Aluminium	FOB	03.04.2023
Talco Management Limited	Tajikistan	Dushanbe	GIAG	490	Aluminium	FOB	03.10.2023
Talco Management Limited	Tajikistan	Dushanbe	GIAG	497	Aluminium	FOB	03.11.2023
Talco Management Limited	Tajikistan	Dushanbe	GIAG	156	Aluminium	FOB	04.01.2023
Talco Management Limited	Tajikistan	Dushanbe	GIAG	203	Aluminium	FOB	04.05.2023
Talco Management Limited	Tajikistan	Dushanbe	GIAG	387	Aluminium	FOB	04.07.2023
Talco Management Limited	Tajikistan	Dushanbe	GIAG	384	Aluminium	FOB	04.08.2023
Talco Management Limited	Tajikistan	Dushanbe	GIAG	495	Aluminium	FOB	04.09.2023
Talco Management Limited	Tajikistan	Dushanbe	GIAG	112	Aluminium	FOB	04.10.2023
Talco Management Limited	Tajikistan	Dushanbe	GIAG	0	Aluminium	FOB	04.12.2023
Talco Management Limited	Tajikistan	Dushanbe	GIAG	134	Aluminium	FOB	05.01.2023
Talco Management Limited	Tajikistan	Dushanbe	GIAG	137	Aluminium	FOB	05.05.2023
Talco Management Limited	Tajikistan	Dushanbe	GIAG	207	Aluminium	FOB	05.06.2023
Talco Management Limited	Tajikistan	Dushanbe	GIAG	173	Aluminium	FOB	05.07.2023
Talco Management Limited	Tajikistan	Dushanbe	GIAG	0	Aluminium	FOB	06.02.2023
Talco Management Limited	Tajikistan	Dushanbe	GIAG	178	Aluminium	FOB	06.03.2023
Talco Management Limited	Tajikistan	Dushanbe	GIAG	90	Aluminium	FOB	06.05.2023
Talco Management Limited	Tajikistan	Dushanbe	GIAG	112	Aluminium	FOB	06.06.2023
Talco Management Limited	Tajikistan	Dushanbe	GIAG	246	Aluminium	FOB	06.07.2023
Talco Management Limited	Tajikistan	Dushanbe	GIAG	136	Aluminium	FOB	06.09.2023
Talco Management Limited	Tajikistan	Dushanbe	GIAG	157	Aluminium	FOB	06.10.2023
Talco Management Limited	Tajikistan	Dushanbe	GIAG	159	Aluminium	FOB	06.12.2023
Talco Management Limited	Tajikistan	Dushanbe	GIAG	242	Aluminium	FOB	07.02.2023
Talco Management Limited	Tajikistan	Dushanbe	GIAG	91	Aluminium	FOB	07.03.2023
Talco Management Limited	Tajikistan	Dushanbe	GIAG	68	Aluminium	FOB	07.04.2023
Talco Management Limited	Tajikistan	Dushanbe	GIAG	336	Aluminium	FOB	07.06.2023



## Extractive Industries Transparency Initiative *continued*

Counterparty name	Counterparty country	Load port	Buying entity	Volume (Mt)	Commodity	Incoterm	Bill of lading date	Counterparty name	Counterparty country	Load port	Buying entity	Volume (Mt)	Commodity	Incoterm	Bill of lading date
Talco Management Limited	Tajikistan	Dushanbe	GIAG	343	Aluminium	FOB	07.08.2023	Talco Management Limited	Tajikistan	Dushanbe	GIAG	94	Aluminium	FOB	15.08.2023
Talco Management Limited	Tajikistan	Dushanbe	GIAG	0	Aluminium	FOB	08.03.2023	Talco Management Limited	Tajikistan	Dushanbe	GIAG	158	Aluminium	FOB	15.09.2023
Talco Management Limited	Tajikistan	Dushanbe	GIAG	22	Aluminium	FOB	08.05.2023	Talco Management Limited	Tajikistan	Dushanbe	GIAG	293	Aluminium	FOB	15.11.2023
Talco Management Limited	Tajikistan	Dushanbe	GIAG	93	Aluminium	FOB	08.08.2023	Talco Management Limited	Tajikistan	Dushanbe	GIAG	600	Aluminium	FOB	15.12.2023
Talco Management Limited	Tajikistan	Dushanbe	GIAG	198	Aluminium	FOB	08.09.2023	Talco Management Limited	Tajikistan	Dushanbe	GIAG	200	Aluminium	FOB	16.01.2023
Talco Management Limited	Tajikistan	Dushanbe	GIAG	272	Aluminium	FOB	08.11.2023	Talco Management Limited	Tajikistan	Dushanbe	GIAG	153	Aluminium	FOB	16.02.2023
Talco Management Limited	Tajikistan	Dushanbe	GIAG	624	Aluminium	FOB	08.12.2023	Talco Management Limited	Tajikistan	Dushanbe	GIAG	516	Aluminium	FOB	16.03.2023
Talco Management Limited	Tajikistan	Dushanbe	GIAG	432	Aluminium	FOB	09.01.2023	Talco Management Limited	Tajikistan	Dushanbe	GIAG	0	Aluminium	FOB	16.05.2023
Talco Management Limited	Tajikistan	Dushanbe	GIAG	111	Aluminium	FOB	09.02.2023	Talco Management Limited	Tajikistan	Dushanbe	GIAG	67	Aluminium	FOB	16.08.2023
Talco Management Limited	Tajikistan	Dushanbe	GIAG	112	Aluminium	FOB	09.03.2023	Talco Management Limited	Tajikistan	Dushanbe	GIAG	203	Aluminium	FOB	16.10.2023
Talco Management Limited	Tajikistan	Dushanbe	GIAG	157	Aluminium	FOB	09.05.2023	Talco Management Limited	Tajikistan	Dushanbe	GIAG	133	Aluminium	FOB	17.01.2023
Talco Management Limited	Tajikistan	Dushanbe	GIAG	114	Aluminium	FOB	09.06.2023	Talco Management Limited	Tajikistan	Dushanbe	GIAG	45	Aluminium	FOB	17.03.2023
Talco Management Limited	Tajikistan	Dushanbe	GIAG	68	Aluminium	FOB	09.10.2023	Talco Management Limited	Tajikistan	Dushanbe	GIAG	335	Aluminium	FOB	17.04.2023
Talco Management Limited	Tajikistan	Dushanbe	GIAG	45	Aluminium	FOB	09.11.2023	Talco Management Limited	Tajikistan	Dushanbe	GIAG	223	Aluminium	FOB	17.05.2023
Talco Management Limited	Tajikistan	Dushanbe	GIAG	454	Aluminium	FOB	10.01.2023	Talco Management Limited	Tajikistan	Dushanbe	GIAG	159	Aluminium	FOB	17.07.2023
Talco Management Limited	Tajikistan	Dushanbe	GIAG	89	Aluminium	FOB	10.03.2023	Talco Management Limited	Tajikistan	Dushanbe	GIAG	157	Aluminium	FOB	17.08.2023
Talco Management Limited	Tajikistan	Dushanbe	GIAG	383	Aluminium	FOB	10.04.2023	Talco Management Limited	Tajikistan	Dushanbe	GIAG	0	Aluminium	FOB	17.11.2023
Talco Management Limited	Tajikistan	Dushanbe	GIAG	45	Aluminium	FOB	10.05.2023	Talco Management Limited	Tajikistan	Dushanbe	GIAG	135	Aluminium	FOB	18.04.2023
Talco Management Limited	Tajikistan	Dushanbe	GIAG	299	Aluminium	FOB	10.07.2023	Talco Management Limited	Tajikistan	Dushanbe	GIAG	44	Aluminium	FOB	18.05.2023
Talco Management Limited	Tajikistan	Dushanbe	GIAG	136	Aluminium	FOB	10.08.2023	Talco Management Limited	Tajikistan	Dushanbe	GIAG	136	Aluminium	FOB	18.09.2023
Talco Management Limited	Tajikistan	Dushanbe	GIAG	339	Aluminium	FOB	10.10.2023	Talco Management Limited	Tajikistan	Dushanbe	GIAG	90	Aluminium	FOB	18.10.2023
Talco Management Limited	Tajikistan	Dushanbe	GIAG	0	Aluminium	FOB	11.04.2023	Talco Management Limited	Tajikistan	Dushanbe	GIAG	135	Aluminium	FOB	18.12.2023
Talco Management Limited	Tajikistan	Dushanbe	GIAG	136	Aluminium	FOB	11.07.2023	Talco Management Limited	Tajikistan	Dushanbe	GIAG	224	Aluminium	FOB	19.01.2023
Talco Management Limited	Tajikistan	Dushanbe	GIAG	90	Aluminium	FOB	11.08.2023	Talco Management Limited	Tajikistan	Dushanbe	GIAG	0	Aluminium	FOB	19.04.2023
Talco Management Limited	Tajikistan	Dushanbe	GIAG	67	Aluminium	FOB	11.10.2023	Talco Management Limited	Tajikistan	Dushanbe	GIAG	114	Aluminium	FOB	19.06.2023
Talco Management Limited	Tajikistan	Dushanbe	GIAG	66	Aluminium	FOB	11.12.2023	Talco Management Limited	Tajikistan	Dushanbe	GIAG	0	Aluminium	FOB	19.09.2023
Talco Management Limited	Tajikistan	Dushanbe	GIAG	0	Aluminium	FOB	12.01.2023	Talco Management Limited	Tajikistan	Dushanbe	GIAG	288	Aluminium	FOB	20.02.2023
Talco Management Limited	Tajikistan	Dushanbe	GIAG	111	Aluminium	FOB	12.04.2023	Talco Management Limited	Tajikistan	Dushanbe	GIAG	68	Aluminium	FOB	20.03.2023
Talco Management Limited	Tajikistan	Dushanbe	GIAG	156	Aluminium	FOB	12.05.2023	Talco Management Limited	Tajikistan	Dushanbe	GIAG	207	Aluminium	FOB	20.04.2023
Talco Management Limited	Tajikistan	Dushanbe	GIAG	179	Aluminium	FOB	12.06.2023	Talco Management Limited	Tajikistan	Dushanbe	GIAG	90	Aluminium	FOB	20.06.2023
Talco Management Limited	Tajikistan	Dushanbe	GIAG	137	Aluminium	FOB	12.07.2023	Talco Management Limited	Tajikistan	Dushanbe	GIAG	138	Aluminium	FOB	20.07.2023
Talco Management Limited	Tajikistan	Dushanbe	GIAG	455	Aluminium	FOB	12.09.2023	Talco Management Limited	Tajikistan	Dushanbe	GIAG	248	Aluminium	FOB	20.09.2023
Talco Management Limited	Tajikistan	Dushanbe	GIAG	90	Aluminium	FOB	13.04.2023	Talco Management Limited	Tajikistan	Dushanbe	GIAG	0	Aluminium	FOB	20.11.2023
Talco Management Limited	Tajikistan	Dushanbe	GIAG	136	Aluminium	FOB	13.06.2023	Talco Management Limited	Tajikistan	Dushanbe	GIAG	247	Aluminium	FOB	21.02.2023
Talco Management Limited	Tajikistan	Dushanbe	GIAG	69	Aluminium	FOB	13.09.2023	Talco Management Limited	Tajikistan	Dushanbe	GIAG	93	Aluminium	FOB	21.07.2023
Talco Management Limited	Tajikistan	Dushanbe	GIAG	200	Aluminium	FOB	13.10.2023	Talco Management Limited	Tajikistan	Dushanbe	GIAG	248	Aluminium	FOB	21.08.2023
Talco Management Limited	Tajikistan	Dushanbe	GIAG	541	Aluminium	FOB	13.11.2023	Talco Management Limited	Tajikistan	Dushanbe	GIAG	112	Aluminium	FOB	21.12.2023
Talco Management Limited	Tajikistan	Dushanbe	GIAG	0	Aluminium	FOB	14.02.2023	Talco Management Limited	Tajikistan	Dushanbe	GIAG	290	Aluminium	FOB	22.03.2023
Talco Management Limited	Tajikistan	Dushanbe	GIAG	158	Aluminium	FOB	14.03.2023	Talco Management Limited	Tajikistan	Dushanbe	GIAG	224	Aluminium	FOB	22.05.2023
Talco Management Limited	Tajikistan	Dushanbe	GIAG	159	Aluminium	FOB	14.04.2023	Talco Management Limited	Tajikistan	Dushanbe	GIAG	111	Aluminium	FOB	22.06.2023
Talco Management Limited	Tajikistan	Dushanbe	GIAG	66	Aluminium	FOB	14.06.2023	Talco Management Limited	Tajikistan	Dushanbe	GIAG	179	Aluminium	FOB	22.08.2023
Talco Management Limited	Tajikistan	Dushanbe	GIAG	68	Aluminium	FOB	14.07.2023	Talco Management Limited	Tajikistan	Dushanbe	GIAG	158	Aluminium	FOB	22.09.2023
Talco Management Limited	Tajikistan	Dushanbe	GIAG	267	Aluminium	FOB	14.08.2023	Talco Management Limited	Tajikistan	Dushanbe	GIAG	201	Aluminium	FOB	22.11.2023
Talco Management Limited	Tajikistan	Dushanbe	GIAG	0	Aluminium	FOB	14.11.2023	Talco Management Limited	Tajikistan	Dushanbe	GIAG	67	Aluminium	FOB	22.12.2023
Talco Management Limited	Tajikistan	Dushanbe	GIAG	91	Aluminium	FOB	14.12.2023	Talco Management Limited	Tajikistan	Dushanbe	GIAG	137	Aluminium	FOB	23.01.2023
Talco Management Limited	Tajikistan	Dushanbe	GIAG	114	Aluminium	FOB	15.02.2023	Talco Management Limited	Tajikistan	Dushanbe	GIAG	200	Aluminium	FOB	23.02.2023
Talco Management Limited	Tajikistan	Dushanbe	GIAG	133	Aluminium	FOB	15.03.2023	Talco Management Limited	Tajikistan	Dushanbe	GIAG	156	Aluminium	FOB	23.06.2023
Talco Management Limited	Tajikistan	Dushanbe	GIAG	246	Aluminium	FOB	15.05.2023	Talco Management Limited	Tajikistan	Dushanbe	GIAG	196	Aluminium	FOB	23.10.2023
Talco Management Limited	Tajikistan	Dushanbe	GIAG	201	Aluminium	FOB	15.06.2023	Talco Management Limited	Tajikistan	Dushanbe	GIAG	203	Aluminium	FOB	23.11.2023



## Extractive Industries Transparency Initiative *continued*

Counterparty name	Counterparty country	Load port	Buying entity	Volume (Mt)	Commodity	Incoterm	Bill of lading date
Talco Management Limited	Tajikistan	Dushanbe	GIAG	136	Aluminium	FOB	24.01.2023
Talco Management Limited	Tajikistan	Dushanbe	GIAG	22	Aluminium	FOB	24.02.2023
Talco Management Limited	Tajikistan	Dushanbe	GIAG	200	Aluminium	FOB	24.03.2023
Talco Management Limited	Tajikistan	Dushanbe	GIAG	113	Aluminium	FOB	24.04.2023
Talco Management Limited	Tajikistan	Dushanbe	GIAG	89	Aluminium	FOB	24.06.2023
Talco Management Limited	Tajikistan	Dushanbe	GIAG	228	Aluminium	FOB	24.07.2023
Talco Management Limited	Tajikistan	Dushanbe	GIAG	406	Aluminium	FOB	24.11.2023
Talco Management Limited	Tajikistan	Dushanbe	GIAG	159	Aluminium	FOB	25.01.2023
Talco Management Limited	Tajikistan	Dushanbe	GIAG	157	Aluminium	FOB	25.04.2023
Talco Management Limited	Tajikistan	Dushanbe	GIAG	228	Aluminium	FOB	25.07.2023
Talco Management Limited	Tajikistan	Dushanbe	GIAG	46	Aluminium	FOB	25.08.2023
Talco Management Limited	Tajikistan	Dushanbe	GIAG	0	Aluminium	FOB	26.01.2023
Talco Management Limited	Tajikistan	Dushanbe	GIAG	134	Aluminium	FOB	26.04.2023
Talco Management Limited	Tajikistan	Dushanbe	GIAG	246	Aluminium	FOB	26.05.2023
Talco Management Limited	Tajikistan	Dushanbe	GIAG	91	Aluminium	FOB	26.09.2023
Talco Management Limited	Tajikistan	Dushanbe	GIAG	0	Aluminium	FOB	26.10.2023
Talco Management Limited	Tajikistan	Dushanbe	GIAG	69	Aluminium	FOB	27.01.2023
Talco Management Limited	Tajikistan	Dushanbe	GIAG	204	Aluminium	FOB	27.02.2023
Talco Management Limited	Tajikistan	Dushanbe	GIAG	334	Aluminium	FOB	27.03.2023
Talco Management Limited	Tajikistan	Dushanbe	GIAG	45	Aluminium	FOB	27.04.2023
Talco Management Limited	Tajikistan	Dushanbe	GIAG	92	Aluminium	FOB	27.07.2023
Talco Management Limited	Tajikistan	Dushanbe	GIAG	113	Aluminium	FOB	27.09.2023
Talco Management Limited	Tajikistan	Dushanbe	GIAG	429	Aluminium	FOB	27.10.2023
Talco Management Limited	Tajikistan	Dushanbe	GIAG	70	Aluminium	FOB	27.11.2023
Talco Management Limited	Tajikistan	Dushanbe	GIAG	0	Aluminium	FOB	28.02.2023
Talco Management Limited	Tajikistan	Dushanbe	GIAG	111	Aluminium	FOB	28.03.2023
Talco Management Limited	Tajikistan	Dushanbe	GIAG	111	Aluminium	FOB	28.07.2023
Talco Management Limited	Tajikistan	Dushanbe	GIAG	203	Aluminium	FOB	28.08.2023
Talco Management Limited	Tajikistan	Dushanbe	GIAG	132	Aluminium	FOB	29.03.2023
Talco Management Limited	Tajikistan	Dushanbe	GIAG	113	Aluminium	FOB	29.05.2023
Talco Management Limited	Tajikistan	Dushanbe	GIAG	134	Aluminium	FOB	29.06.2023
Talco Management Limited	Tajikistan	Dushanbe	GIAG	396	Aluminium	FOB	29.08.2023
Talco Management Limited	Tajikistan	Dushanbe	GIAG	179	Aluminium	FOB	29.09.2023
Talco Management Limited	Tajikistan	Dushanbe	GIAG	636	Aluminium	FOB	29.11.2023
Talco Management Limited	Tajikistan	Dushanbe	GIAG	179	Aluminium	FOB	30.01.2023
Talco Management Limited	Tajikistan	Dushanbe	GIAG	23	Aluminium	FOB	30.05.2023
Talco Management Limited	Tajikistan	Dushanbe	GIAG	295	Aluminium	FOB	30.06.2023
Talco Management Limited	Tajikistan	Dushanbe	GIAG	113	Aluminium	FOB	30.08.2023
Talco Management Limited	Tajikistan	Dushanbe	GIAG	157	Aluminium	FOB	30.10.2023
Talco Management Limited	Tajikistan	Dushanbe	GIAG	336	Aluminium	FOB	30.11.2023
Talco Management Limited	Tajikistan	Dushanbe	GIAG	182	Aluminium	FOB	31.01.2023
Talco Management Limited	Tajikistan	Dushanbe	GIAG	201	Aluminium	FOB	31.05.2023
Talco Management Limited	Tajikistan	Dushanbe	GIAG	502	Aluminium	FOB	31.07.2023
Talco Management Limited	Tajikistan	Dushanbe	GIAG	0	Aluminium	FOB	31.12.2023
Talco Management Limited	Tajikistan	Dushanbe	GIAG	0	Aluminium	FOB	31.12.2023

Aggregate value: US\$80,612,985

## Copper

Counterparty name	Counterparty country	Load port	Buying entity	Volume (Mt)	Commodity	Incoterm	Bill of lading date
Chambishi Metals plc	Zambia	Kitwe / Beira	GIAG	22451	Copper blister	DAP	25.01.2023 - 28.01.2024
PT Freeport Indonesia	Indonesia	Amamapari	Glencore AG	122021	Copper concentrates	CIF	18.02.2023 - 15.11.2023
PT Freeport Indonesia	Indonesia	Surabaya	Glencore AG	132	Slimes	CIF	28.12.2023 - 31.12.2023
Mopani Copper Mines plc	Zambia	Kitwe	GIAG	54593	Copper cathodes	FCA	01.11.2022 - 03.12.2023
Mopani Copper Mines plc	Zambia	Dar es Salaam	GIAG	226	Slimes	DAP	01.02.2023 - 13.11.2023
OK Tedi Mining Ltd	Papua New Guinea	Kiunga	GIAG	10780	Copper concentrates	CIF	27.06.2023
Ok Tedi Mining Limited	Papua New Guinea	Port Moresby, Papua New Guinea	Pasar Philippine Associated Smelting & Refining Corporation	40,072	Copper Concentrate	CIF	05.01.2023 - 01.10.2023

Aggregate value: US\$1,931,608,424

## Iron ore

Counterparty name	Counterparty country	Load port	Buying entity	Volume (Mt)	Commodity	Incoterm	Bill of lading date
La Societe Nationale	Mauritania	Nouadhibou	GIAG	177,165	025 ; Iron Ore	FOB	25.01.2023
La Societe Nationale	Mauritania	Nouadhibou	GIAG	177,239	025 ; Iron Ore	FOB	28.02.2023
La Societe Nationale	Mauritania	Nouadhibou	GIAG	89,260	025 ; Iron Ore	FOB	13.03.2023
La Societe Nationale	Mauritania	Nouadhibou	GIAG	89,259	025 ; Iron Ore	FOB	13.03.2023
La Societe Nationale	Mauritania	Nouadhibou	GIAG	203,519	025 ; Iron Ore	FOB	30.03.2023
La Societe Nationale	Mauritania	Nouadhibou	GIAG	175,644	025 ; Iron Ore	FOB	08.04.2023
La Societe Nationale	Mauritania	Nouadhibou	GIAG	99,290	025 ; Iron Ore	FOB	30.04.2023
La Societe Nationale	Mauritania	Nouadhibou	GIAG	78,649	025 ; Iron Ore	FOB	30.04.2023
La Societe Nationale	Mauritania	Nouadhibou	GIAG	98,084	025 ; Iron Ore	FOB	05.06.2023
La Societe Nationale	Mauritania	Nouadhibou	GIAG	78,649	025 ; Iron Ore	FOB	05.06.2023
La Societe Nationale	Mauritania	Nouadhibou	GIAG	177,275	025 ; Iron Ore	FOB	04.07.2023
La Societe Nationale	Mauritania	Nouadhibou	GIAG	177,567	025 ; Iron Ore	FOB	24.07.2023
La Societe Nationale	Mauritania	Nouadhibou	GIAG	166,436	025 ; Iron Ore	FOB	26.08.2023
La Societe Nationale	Mauritania	Nouadhibou	GIAG	174,411	025 ; Iron Ore	FOB	14.09.2023
La Societe Nationale	Mauritania	Nouadhibou	GIAG	176,219	025 ; Iron Ore	FOB	26.09.2023
La Societe Nationale	Mauritania	Nouadhibou	GIAG	173,147	025 ; Iron Ore	FOB	08.10.2023
La Societe Nationale	Mauritania	Nouadhibou	GIAG	177,505	025 ; Iron Ore	FOB	13.10.2023
La Societe Nationale	Mauritania	Nouadhibou	GIAG	202,422	025 ; Iron Ore	FOB	18.10.2023
La Societe Nationale	Mauritania	Nouadhibou	GIAG	172,572	025 ; Iron Ore	FOB	29.10.2023
La Societe Nationale	Mauritania	Nouadhibou	GIAG	174,215	025 ; Iron Ore	FOB	12.11.2023
La Societe Nationale	Mauritania	Nouadhibou	GIAG	173,120	025 ; Iron Ore	FOB	16.11.2023
La Societe Nationale	Mauritania	Nouadhibou	GIAG	200,800	025 ; Iron Ore	FOB	28.11.2023
La Societe Nationale	Mauritania	Nouadhibou	GIAG	81,256	025 ; Iron Ore	FOB	14.12.2023
La Societe Nationale	Mauritania	Nouadhibou	GIAG	92,655	025 ; Iron Ore	FOB	14.12.2023
La Societe Nationale	Mauritania	Nouadhibou	GIAG	177,865	025 ; Iron Ore	FOB	22.12.2023

Aggregate value: US\$327,507,249



## Extractive Industries Transparency Initiative *continued*

### Payments made to SOEs for the purchase of minerals and metals in non-EITI supporting countries during 2023

We have aggregated this information by value only as these countries have not committed to detailed disclosures. During 2023, our purchases included aluminium; alumina; copper, molybdenum, lead and zinc concentrates; copper cathode; copper, cobalt, tin and zinc metals; high-carbon ferrochrome; nickel; coal; and sulphuric acid, with an aggregate value of US\$4,688,034,441.



## Appendix One – Detailed country disclosures

We have received specific requests from civil society organisations and other interested stakeholders for a more detailed breakdown of the contributions we make in the Democratic Republic of the Congo and South Africa. These contributions are detailed below and on the following page.

### Democratic Republic of the Congo (DRC)

The following details our payments to the DRC government from 2021 to 2023:

US\$'000	Payroll <sup>17</sup>			State royalties			Corporate tax		
	KCC	MUMI	Total DRC	KCC	MUMI	Total DRC	KCC	MUMI	Total DRC
2021	29,641	8,769	<b>38,410</b>	165,599	10,083	<b>175,682</b>	155,876	143,554	<b>299,430</b>
2022	33,100	10,163	<b>43,263</b>	193,500	84,839	<b>278,339</b>	464,050	5,308	<b>469,358</b>
2023	37,599	12,216	<b>49,816</b>	125,235	32,434	<b>157,669</b>	211,645	81,552	<b>293,197</b>
Total	100,340	31,149	<b>131,489</b>	484,334	127,356	<b>611,690</b>	831,571	230,414	<b>1,061,985</b>

US\$'000	Provincial (road) taxes			Export taxes			Import taxes		
	KCC	MUMI	Total DRC	KCC	MUMI	Total DRC	KCC	MUMI	Total DRC
2021	26,720	2,820	<b>29,540</b>	85,002	4,560	<b>89,562</b>	81,717	43,024	<b>124,741</b>
2022	21,450	6,525	<b>27,975</b>	37,317	8,454	<b>45,771</b>	92,759	18,619	<b>111,378</b>
2023	17,250	5,183	<b>22,433</b>	26,145	7,003	<b>33,148</b>	79,638	10,467	<b>90,106</b>
Total	65,420	14,528	<b>79,948</b>	148,464	20,017	<b>168,481</b>	254,114	72,110	<b>326,225</b>

USD'000	Central Bank tax on repatriations			Other			Total tax		
	KCC	MUMI	Total DRC	KCC	MUMI	Total DRC	KCC	MUMI	Total DRC
2021	7,372	393	<b>7,765</b>	64,378	26,642	<b>91,020</b>	616,305	239,845	<b>856,150</b>
2022	6,316	941	<b>7,257</b>	105,076	49,340	<b>154,416</b>	953,568	184,190	<b>1,137,758</b>
2023	4,788	1,679	<b>6,467</b>	187,499	83,011	<b>270,510</b>	689,801	233,544	<b>923,345</b>
Total	18,476	3,012	<b>21,488</b>	356,953	158,993	<b>515,946</b>	2,259,674	657,580	<b>2,917,254</b>

<sup>17</sup> Payroll taxes: include payments made by the employer only.



## Appendix One – Detailed country disclosures *continued*

### South Africa

The following details our payments to the South African government from 2021 to 2023:

US\$'000	Payroll <sup>18</sup>			State royalties			Corporate tax		
	Ferroalloys	Coal	Total Extractive	Ferroalloys	Coal	Total Extractive	Ferroalloys	Coal	Total Extractive
2021	4,091	2,570	6,661	4,394	57,367	61,761	82,773	129,436	212,209
2022	2,104	4,167	6,271	28,117	148,377	176,494	197,403	406,479	603,882
2023	3,819	1,883	5,702	34,997	26,578	61,575	138,711	85,512	224,223
Total	10,014	8,620	18,634	67,508	232,322	299,830	418,887	621,427	1,040,314

US\$'000	Other						Total tax				
	Ferroalloys	Coal	Other <sup>19</sup>	Total Extractive	Non-Extractive <sup>20</sup>	Total South Africa	Ferroalloys	Coal	Other	Non-Extractive	Total South Africa
2021	76,989	47,629	(20,428)	104,189	1,687,638	1,791,828	168,247	237,002	(20,428)	1,687,638	2,072,459
2022	84,339	42,004	(15,052)	111,291	1,555,756	1,667,047	311,963	601,027	(15,052)	1,555,756	2,453,694
2023	76,433	37,989	(11,608)	102,813	988,476	1,091,289	253,960	151,962	(11,608)	988,476	1,382,789
Total	237,760	127,621	(47,088)	318,294	4,231,164	4,550,164	734,169	989,990	(47,088)	4,231,870	5,908,942

<sup>18</sup> Payroll taxes: include payments made by the employer only.

<sup>19</sup> Amount mainly refers to diesel rebates, not in scope for the UK Transparency Requirements.

<sup>20</sup> Amount mainly comprises fuel levies within Astron Energy, a refinery and downstream marketing business, which is out of scope for the UK Transparency Requirements.



## About this report

### Basis of preparation and scope

This report has been prepared in line with UK Transparency Requirements, which were introduced to implement the payments to governments requirements provided for in the EU Transparency and Accounting Directives (in the form as they continue to apply following the UK's exit from the European Union) and includes a voluntary additional report of payments by 'regions and commodity'.

The consolidation perimeter for this report is substantially the same as the segmental basis of reporting described in note 2 to the 2023 financial statements and the related discussion of Alternative Performance Measures beginning on page 282 of the 2023 Annual Report. This means that Glencore's proportionate shares of 33.8% and 44% in the independently managed JVs Antamina and Collahuasi's tax payments (taxes on income and royalties only), respectively, have been included.

As announced in early May 2024, Glencore has sold its stake in Volcan Compañía Minera S.A.A. (Volcan). The consolidation perimeter of this report includes Volcan's tax payments on a 100% basis.

For purposes of this report, governments refers to any national, regional or local authority of a country and includes any department, agency or undertaking controlled by such an authority. The presentation of taxes, production entitlements, royalties and other payments to governments is on a cash-paid basis during the reporting period. We convert in-kind payments into monetary value at the date of settlement. The report includes all such payments for activities that relate to exploration, discovery, development and extraction of minerals, oil, coal deposits and other materials resulting from extracting activities of each of our operations.

Payments made to a government as a single payment or as a series of related payments of £86,000 or more made in a financial year form part of this report.

We have reviewed the payments of bonus and dividend payments to governments during the reporting period and found that no such payments were made. For the purpose of this report, bonuses are payments to government units related to awards, grants, or transfer of extraction rights. Payments can be in the form of periodic payments or a fixed amount upon signing of a contract, achievement of certain production levels or targets and discovery of (additional) mineral resources or deposits. Dividends are payments so named to governments, other than dividends to government units in their capacity as ordinary shareholders in an enterprise. Such dividends are normally paid to a government in lieu of production entitlements or royalties.

For the purpose of this report, a project is defined as operational activities that are governed by a single contract, license, lease, concession or similar legal agreements and form the basis for payment of liabilities to a government. Where multiple such agreements are substantially interconnected, this is considered as a single project. Most of Glencore's extractive operations are covered by operationally and geographically connected contracts and activities.

In line with the requirements of the UK Transparency Requirements, this report excludes payments related to refining, processing, marketing and trading, as these are not in the scope of the UK Transparency Requirements, however, such payments are provided as an additional voluntary disclosure on page 11, to reconcile to the Group's overall payments to governments as presented in our 2023 Annual Report and Sustainability Report, which should be read alongside our Basis of Reporting 2023, which sets out how we calculate the total amount of payments made to governments (not reported in accordance with the UK Transparency Requirements).

In addition, we have included information on our tax strategy. We further disclose payments to governments connected with our extractive activity to meet the Extractive Sector Transparency Measures Act requirements in Canada.

To the extent possible, we have also included information on commodity trading payments made to state-owned (50% or more) enterprises of countries compliant with the Extractive Industries Transparency Initiative (EITI) for oil as well as metals and minerals originating from those countries. We prepared these disclosures with regard to the EITI's Reporting Guidelines for companies buying oil, gas and minerals from governments and exclude purchases from counterparties in EITI countries or SOEs of EITI-implementing countries where the disclosure of information in accordance with Requirement 4.2 of the EITI Standard is not applicable. For the purpose of this report, an SOE is defined as a wholly or majority government-owned company that is engaged in extractive activities on behalf of the government.

Glencore supports the voluntary Tax Transparency Code in Australia, and our Australian business publishes a separate report to meet the requirements of the Australian Tax Transparency Code.



## Further information

### Important notice

This material does not purport to contain all of the information you may wish to consider. For further important information, including in connection with forward-looking statements and other cautionary information, refer to the Important notice section of Glencore's 2023 Annual Report, which is available at [glencore.com/publications](https://www.glencore.com/publications). This document does not constitute or form part of any offer or invitation to sell or issue, or any solicitation of any offer to purchase or subscribe for any securities.

### Information preparation

In preparing this document, Glencore has made certain estimates and assumptions that may affect the information presented. Certain information is derived from management accounts, is unaudited and based on information Glencore has available to it at the time. Figures throughout this document are subject to rounding adjustments. The information presented is subject to change at any time without notice and we do not intend to update this information except as required.

This document contains alternative performance measures which reflect how Glencore's management assesses the performance of the Group, including results that exclude certain items included in our reported results. Further details and information needed to reconcile such information to our reported results can be found in the section of our Annual Report entitled 'Alternative Performance Measures' which is available on our website.

Subject to any terms implied by law which cannot be excluded, Glencore accepts no responsibility for any loss, damage, cost or expense (whether direct or indirect) incurred by any person as a result of any error, omission or misrepresentation in information in this document.

### Other information

The companies in which Glencore plc directly and indirectly has an interest are separate and distinct legal entities. In this document, "Glencore", "Glencore group" and "Group" are used for convenience only where references are made to Glencore plc and its subsidiaries in general. These collective expressions are used for ease of reference only and do not imply any other relationship between the companies. Likewise, the words "we", "us" and "our" are also used to refer collectively to members of the Group or to those who work for them. These expressions are also used where no useful purpose is served by identifying the particular company or companies.

### Contact us

Glencore plc  
Baarerstattstrasse 3  
6340 Baar  
Switzerland

Tel: +41 41 709 2000  
E-mail: [info@glencore.com](mailto:info@glencore.com)

[glencore.com](https://www.glencore.com)

### Our sustainability communications

In addition to this 2023 Payments to Governments Report, publications such as our 2024-2026 Climate Action Transition Plan and our annual corporate reporting suite reflect our commitment to transparent disclosure across a broad range of topics. Our annual reporting suite includes:

- [2023 Annual Report](#)
- [2023 Sustainability Report](#)
- [2023 Modern Slavery Statement](#)
- [2023 Ethics and Compliance Report](#)
- [2023 Voluntary Principles Report](#)

### About Glencore

Glencore is one of the world's largest global diversified natural resource companies and a major producer and marketer of more than 60 commodities that advance everyday life. Through a network of assets, customers and suppliers that spans the globe, we produce, process, recycle, source, market and distribute the commodities that support decarbonisation while meeting the energy needs of today.

With over 150,000 employees and contractors and a strong footprint in over 35 countries in both established and emerging regions for natural resources, our marketing and industrial activities are supported by a global network of more than 50 offices.